

LASER SMART EQUIPMENT

2D laser / 3D laser / Laser tube cutting / Laser welding / Automation System+

**Yawei** 亚威

Stock Code 002559

**TO BE THE WORLD'S LEADING HIGH-END EQUIPMENT AND
SMART MANUFACTURING SOLUTION PROVIDER**

Jiangsu Yawei Machine Tool Co., Ltd. (Abbreviated as Yawei, stock code 002559) is a well-known supplier of high-end equipment and intelligent manufacturing solutions. Founded in 1956, it is located in Yangzhou City, Jiangsu Province. In 2011, it was listed on the SME Board of Shenzhen Stock Exchange market, Yawei provides sheet metal forming machines, laser processing equipment, industrial robots, automatic production lines, factory management software, and intelligent workshops for well-known companies in the automotive, transportation, aviation, sheet metal, power and electrical, elevators, and home appliances industries. At present, the company covers an area of 400,000 M² which has the capacity to produce more than 6000 sets of machine-tool per year. And has more than 1,700 employees, 60 domestic sales and service offices, and sales agent network in more than 50 countries.



CATALOGUE

Company Introduction	04
Historic Milestones	06
2D laser	08
3D laser	22
Laser Tube Cutting Machine	26
Laser Welding	34
Automation System+	40
High Quality Components	48
Advanced Technologies	50
Programming Software	52
Wide Applications	53
Smart Connecting Future	54
First-class Service	55

Company Introduction

Combining years of industry experience and continuous development and extension, Yawei shares have formed 2D and 3D coexistence, high, medium and low power, full coverage of laser processing in cutting, pipe cutting, welding, cladding, ultra-precision micro-nano laser processing and other fields.



- After years of R&D and innovation, it integrates the most cutting-edge laser application technology in the world, and the perfect combination of performance and value
- Better structural design, higher efficiency, equipped with world-leading fiber lasers, to meet the needs of customers in different industries
- More than 60 years of experience in machine tool manufacturing, modern lean production management, strategic cooperation with international first-class suppliers, ensure long-term reliable operation of the machine, and lasting accuracy

- Brand-new appearance, modular design, intelligent host and automation solutions, full life cycle health management, relieve all the worries

2007

Independent research and develop of CO₂ laser cutting machine to achieve sales breakthrough



2013

In cooperation with Italian Prima-Power, developing the industry-leading high-power laser cutting machine



2014

Acquired Wuxi CKY Laser Equipment Co., Ltd. with RMB 140 million to deploy 3D laser business



2016

Set up a research and development center in cooperation with Zhejiang University to expand the application of 3D robotic cutting, high-power laser welding and cladding




2019

Strategically invested in LIS, a listed South Korean company, and entered the precision laser equipment market for flexible panel, semiconductor, and new energy industries



- National Postdoctoral Research Station
- National Advanced Quality Unit
- National May 1st Labor Certificate
- Evaluation of the National Integration of Industrialization and Industrialization Management System
- Provincial Key Laboratory of Sheet Metal Intelligent Equipment
- Provincial Sheet Metal Forming Equipment Engineering Center
- Provincial Demonstration Enterprise for Integration of Industrialization
- Provincial Demonstration Digital Workshop
- National Technological Innovation Demonstration Enterprise




2D LASER



GREAT VALUE
FOR MONEY

HLB Series Fiber Laser Cutting Machine



01 The king of cost performance

The cutting weapon for medium and thin plates, the perfect combination of speed and performance

German original BECKHOFF CNC system



02 Efficient and stable

High-end bus control technology, PC compatible customized laser control system

04 Extreme low operating cost

Fully enclosed integrated design, maintenance-free optical path

03 Handy operation

Humanized operation interface and cutting parameter library are fully upgraded


Key technical parameters

Item	Unit	HLB-1530	HLB-2040	HLB-2060	HLB-2560
Cutting range	mm	3000×1500	4000×2000	6000×2000	6000×2500
X axis stroke	mm	3040	4040	6040	6040
Y axis stroke	mm	1520	2020	2020	2520
Z axis stroke	mm	240	240	240	240
X-Y maximum trajectory speed	m/min	140	140	140	140
X / Y maximum acceleration	m/s ²	1.5G	1.5G	1.5G	1.0G
Positioning accuracy	mm	±0.03	±0.03	±0.03	±0.03
Repositioning accuracy	mm	±0.02	±0.02	±0.02	±0.02
Maximum load of worktable	Kg	700	1400	2000	2400
Machine layout dimension	mm	9000×4800×2200	11500×5000×2200	15500×5000×2200	15500×5500×2200
Machine weight	Kg	8000	10000	14000	16000
Laser generator power	Kw	1 / 1.5 / 2 / 3 / 4 / 6			

INHERIT THE CLASSICS

HLE Series

Fiber Laser Cutting Machine



01 High performance and low cost

Quick response to control, saving gas, electricity and cost

03 German original BECKHOFF CNC system



03 Become rock-firm

Gantry double-drive high-rigidity bed structure, annealing and stress-relieving operation to ensure efficient and stable running

02 Top quality

Using bright surface cutting technology, fast cutting speed, small slope, low roughness

04 Handy operation

Humanized operation interface and cutting parameter library are fully upgraded

Key technical parameters

Item	Unit	HLE-1530	HLE-2040	HLE-2060	HLE-2560	HLE-2580	HLE-25100	HLE-25120
Cutting range	mm	3000×1500	4000×2000	6000×2000	6000×2500	8000×2500	10000×2500	12000×2500
X axis stroke	mm	3040	4040	6040	6040	8040	10040	12040
Y axis stroke	mm	1520	2020	2020	2520	2520	2520	2520
Z axis stroke	mm	300	300	300	300	300	300	300
X-Y maximum trajectory speed	m/min	140	140	140	140	140	140	140
X / Y maximum acceleration	m/s ²	2.0G	2.0G	2.0G	1.5G	1.5G	1.5G	1.5G
Positioning accuracy	mm	±0.03	±0.03	±0.03	±0.03	±0.03	±0.03	±0.03
Repositioning accuracy	mm	±0.02	±0.02	±0.02	±0.02	±0.02	±0.02	±0.02
Maximum load of worktable	Kg	900	1600	2400	3000	4000	5000	6000
Machine layout dimension	mm	9000×4800×2200	11000×5000×2200	15500×5000×2200	15500×5500×2200	20000×5500×2200	24500×5500×2200	29000×5500×2200
Machine weight	Kg	9000	12000	16000	18000	22000	26000	31000
Laser generator power	Kw	2 / 3 / 4 / 6 / 8 / 10 / 12 / 15 / 20 / 30						

HLF Series

High-Speed Fiber Laser Cutting Machine



01 Value experience

Perfect combination of production efficiency and performance

02 Superb craftsmanship

High-speed cutting of thin plates, precise and perfect piercing of medium and thick plates

03 Smart guard

Intelligent operation interface for equipment status monitoring and comprehensive upgrade of cutting expert parameter library

04 Unparalleled technology

Nano-level interpolation, independent CNC control technology, to ensure extremely fast response of each axis

Strongest control system SIEMENS 840DsI



Key technical parameters

Item	Unit	HLF-1530	HLF-2040	HLF-2060	HLF-2560	HLF-2580	HLF-25100	HLF-25120
Cutting range	mm	3000×1500	4000×2000	6000×2000	6000×2500	8000×2500	10000×2500	12000×2500
X axis stroke	mm	3040	4040	6040	6040	8040	10040	12040
Y axis stroke	mm	1520	2020	2020	2520	2520	2520	2520
Z axis stroke	mm	300	300	300	300	300	300	300
X-Y maximum trajectory speed	m/min	170	170	170	140	140	140	140
X / Y maximum acceleration	m/s ²	2.0G	2.0G	2.0G	1.8G	1.8G	1.8G	1.8G
Positioning accuracy	mm	±0.03	±0.03	±0.03	±0.03	±0.03	±0.03	±0.03
Repositioning accuracy	mm	±0.02	±0.02	±0.02	±0.02	±0.02	±0.02	±0.02
Maximum load of worktable	Kg	1000	1800	2800	3500	4800	6000	7000
Machine layout dimension	mm	9000×4800×2200	11000×5000×2200	15500×5000×2200	15500×5500×2200	20000×5500×2200	24500×5500×2200	29000×5500×2200
Machine weight	Kg	10000	13000	17000	19000	23000	26000	31000
Laser generator power	Kw	3 / 4 / 6 / 8 / 10 / 12 / 15 / 20 / 30						

THE BEAUTY OF
ULTRA-FAST

HLX Series

Ultra-Fast Fiber Laser Cutting Machine



Strongest control system SIEMENS 840Dsl



01 Pursue excellence

A new generation of extremely fast fiber laser cutting machine matches the international level

02 Precision cutting

Cutting efficiency and precision of complex workpiece beyond imagination

03 Craftsmanship

The bed and beam structure, control and transmission system, and laser processing technology are significantly improved

04 All expects available

With job list function, remote diagnosis service, health protection system, interconnection with the production management center


Key technical parameters

Item	Unit	HLX-1530	HLX-2040	HLX-2060	HLX-2560
Cutting range	mm	3000×1500	4000×2000	6000×2000	6000×2500
X axis stroke	mm	3040	4040	6040	6040
Y axis stroke	mm	1520	2020	2020	2520
Z axis stroke	mm	120	120	120	120
X-Y maximum trajectory speed	m/min	200	200	200	170
X / Y maximum acceleration	m/s ²	2.8G	2.8G	2.8G	2.5G
Positioning accuracy	mm	±0.03	±0.03	±0.03	±0.03
Repositioning accuracy	mm	±0.02	±0.02	±0.02	±0.02
Maximum load of worktable	Kg	1000	1800	2800	3500
Machine layout dimension	mm	10000×4800×2200	12000×5000×2200	16000×5000×2200	16000×5500×2200
Machine weight	Kg	11000	14500	20000	22000
Laser generator power	Kw	4 / 6 / 8 / 10 / 12 / 15 / 20			


HLG Series

Landing Gantry Laser Cutting Machine

±45° bevel cutting (optional)



High precision transmission parts



01 Professional customization

Handy in processing large-format plates, super long and wide, easy to handle

03 Experience precipitation

The high-rigidity and lightweight beam is designed with low load and can realize efficient cutting. The beam structure has high strength and good stability.

02 Precision transmission

Ensure the excellent processing accuracy and processing efficiency of the equipment


04 Energy saving and environmental protection

Using follow-up dust removal duct, effectively reducing dust pollution in the processing area

Key technical parameters


Item	Unit	HLG-25120	HLG-30240	Other customizable machine
Cutting range	mm	12000x2500	24000x3000	(8000-50000) × (2500-5000)
X axis stroke	mm	12040	24040	8040-50040
Y axis stroke	mm	2520	3020	2520-5020
Z axis stroke	mm	180	180	180
X-Y maximum trajectory speed	m/min	90	90	/
X / Y maximum acceleration	m/s ²	1.0G	1.0G	/
Positioning accuracy	mm/10m	±0.1	±0.1	±0.1
Repositioning accuracy	mm	±0.06	±0.06	±0.06
Maximum load of worktable	Kg	8000	20000	根据具体加工幅面而定
Machine layout dimension	mm	17000x6500x2200	31500x7000x2200	/
Machine weight	Kg	18000	40000	/
Laser generator power	Kw	6 / 8 / 10 / 12 / 15 / 20 / 30		

DIVERSIFIED CONFIGURATION AND FLEXIBLE COLLOCATION



Bevel cutting (option)

- Achieve $\pm 45^\circ$ bevel cutting
- Welding can be done directly after cutting, saving time and labor cost



Pneumatic sheet support device (option)

- Convenient for loading and unloading, and reduce scratches, equipped with pneumatic jacking device
- Reduce the scratches on the surface of aluminum plate and stainless steel plate, a steel ball to be equipped on the top of jacking rod



Hydraulic lifting system (option)

- Synchronous motor to achieve hydraulic synchronous lifting, with large load and low failure
- Shorter Z-axis travel, to meet high speed cutting
- Zone dust exhausting system with better effect




Movable operation station (option)

- Simplify labelling process, easy and quick operation
- Front and rear dual channel control screen, satisfying efficient cutting experience



Secondary Positioning by Optical Eye (Option)

- Fast positioning for semi-finished product, precise secondary cutting
- Higher efficiency of automatic edge finding, better accuracy more intelligent
- Good leakproofness prevents splash, stable and reliable, moduling installation structure.



Pneumatic clamps and side positioning (option)

- Avoid the influence of auxiliary gas on the origin of plate positioning in thin plate processing
- Reduce the movement of plate with film during cutting, when the film is blown up by auxiliary gas



3D LASER



3D Five-Axis
Laser Cutting Machine

3D five-axis laser cutting machine is a laser processing equipment designed for 3D metal work-pieces. Specialized in cutting and trimming of hot formed parts, with the advantage of high accuracy, fast speed, stable and reliable performance, and equipped with high-performance position-ers, 3D five-axis laser cutting machine can meet the industry's High efficiency requirements.



- High rigidity cantilevered cantilever structure, compact structure, specially used for batch cutting of hot formed parts
- Machine safety protection complies with CE international safety standards
- HLTD series processing size is 3000mm × 1500mm, 4000mm × 2000mm
- High-end configuration combination, performance can equal to imported equipment, less cost investment, lower maintenance costs

3D Five-Axis Laser Cutting Machine



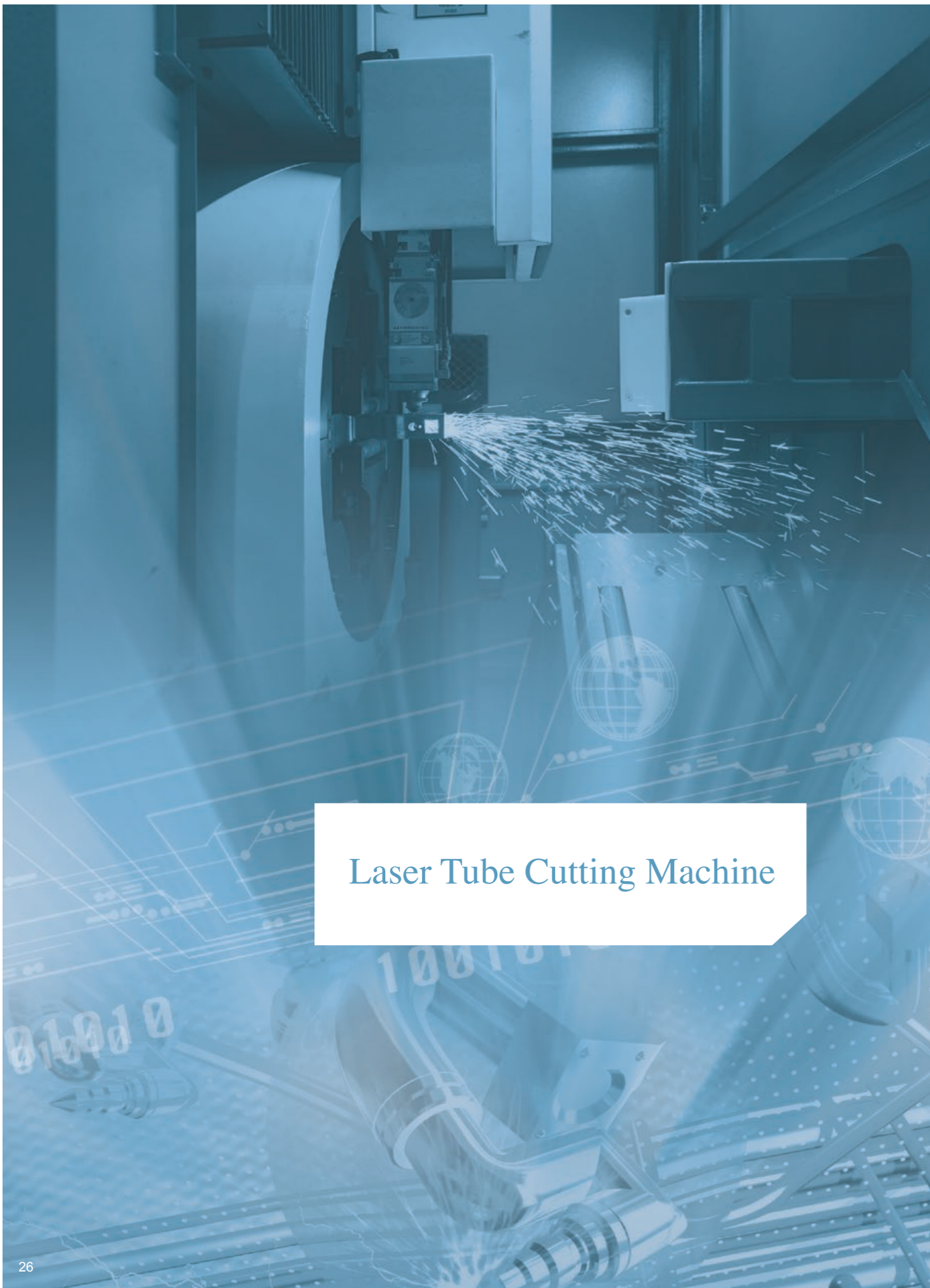
- 3D laser cutting head from LTULTRA Germany, advanced technology, reliable quality
- The 3D laser machining head has a 360 ° reliable multi-level anti-collision protection system
- Adopt cantilevered frame, compact and open
- Strong integrity, good rigidity and small area coverage
- Double-channel dust removal design, remove the harmful gas and dust generated during the process with maximum efficiency

Application field



Technical Specification

	Items	Unit	Value
Stroke	X axis stroke	mm	3000
	Y axis stroke	mm	1500
	Z axis stroke	mm	650
	Rotating angle of C axis	°	N*360
	Rotating angle of A axis	°	±135
	Rotating angle of Q axis	mm	±10
Speed	X/Y/Z axis max speed	m/min	100
	X/Y/Z axis max acceleration	g	1.0
	C/A axis maximum rotation speed	r/min	120/120
	C/A axis maximum rotation acceleration	rad/s ²	60
Precision	X/Y/Z axis positioning accuracy	mm	±0.05
	X/Y/Z axis positioning repeat accuracy	mm	0.03
	C/A axis positioning accuracy	°	0.015
	C/A axis repeat positioning accuracy	°	0.005



Laser Tube Cutting Machine

YLT series
Automatic Laser Tube Cutting Machine

YLP series
Automatic Laser Tube Cutting Machine

DERIVED FROM
INNOVATION

YLT Series

Automatic Laser Tube Cutting Machine

01 Intelligent chuck

Advanced chuck control system, auto adjustment of clamping force

02 Beyond the limits

Large processing range, beyond all kinds of traditional tube processing methods

03 Digital control

Bus technology real-time control, real time precision compensation, Follow-up control integrated, can cut quickly

04 Safety and environment protection

Light curtain, real-time protection, Double dust exhausting design




Key technical parameters

Item	Unit	YLT-6020	YLT-8020	YLT-6025	YLT-8025	YLT-10025	YLT-6040	YLT-10040	YLT-13040
Tube processing range	mm	6200×Φ20-Φ200 6200×□20-□140	8200×Φ20-Φ200 8200×□20-□140	6200×Φ20-Φ254 6200×□20-□200	8200×Φ20-Φ254 8200×□20-□200	10200×Φ20-Φ254 10200×□20-□200	6200×Φ20-Φ400 6200×□20-□280	10200×Φ20-Φ400 10200×□20-□280	13200×Φ20-Φ400 13200×□20-□280
X axis stroke	mm	6800	8800	6800	8800	10800	6800	10800	13800
Y axis stroke	mm	200	200	250	250	250	400	400	400
Z axis stroke	mm	240	240	240	240	240	360	360	360
A, B axis stroke		Unlimited							
X / Y maximum positioning speed	m/min	100	100	120	120	120	80	80	80
A / B maximum rotate speed	r/min	120	120	120	120	120	80	80	80
X / Y maximum acceleration	m/s ²	1.2G	1.2G	1.2G	1.2G	1.2G	1.0G	1.0G	1.0G
Positioning accuracy	mm	±0.05	±0.05	±0.05	±0.05	±0.05	±0.05	±0.05	±0.05
Repositioning accuracy	mm	±0.03	±0.03	±0.03	±0.03	±0.03	±0.03	±0.03	±0.03
Tube maximum weight	Kg	120	120	300	300	300	400	600	600
Machine layout dimension	mm	13000×5500×3000	15000×5500×3000	13000×5500×3000	15000×5500×3000	17000×5500×3000	13300×5500×3000	17300×5500×3000	20300×5500×3000
Laser generator power	Kw	2 / 3 / 4 / 6							

Servo support: the guarantee of high efficiency and high quality cutting



Accurate and efficient: perfect embodiment of dynamic performance



YLP Series

Automatic Laser Tube Cutting Machine



Strongest control system SIEMENS 840DSL



01 Strong control system

SIEMENS 840DSL Germany original import, Independent CNC control

02 All Power

Powerful development platform, optional bevel cutting, welding line detection, hot melt drilling and other functions

03 Fast response

Nanoscale interpolation ensures high precision and microsecond accuracy response and guarantee high efficiency

04 Digital intelligent


Support upstream data interaction, real-time control of production schedule

Key technical parameters


Item	Unit	YLP-6020	YLP-8020	YLP-6025	YLP-8025	YLP-10025
Tube processing range	mm	6200×Φ20-Φ200 6200×□20-□140	8200×Φ20-Φ200 8200×□20-□140	6200×Φ20-Φ254 6200×□20-□200	8200×Φ20-Φ254 8200×□20-□200	10200×Φ20-Φ254 10200×□20-□200
X axis stroke	mm	6800	8800	6800	8800	10800
Y axis stroke	mm	200	200	250	250	250
Z axis stroke	mm	240	240	240	240	240
A, B axis stroke		Unlimited				
X / Y maximum positioning speed	m/min	120	120	120	120	120
A / B maximum rotate speed	r/min	120	120	120	120	120
X / Y maximum acceleration	m/s ²	1.2G	1.2G	1.2G	1.2G	1.2G
Positioning accuracy	mm	±0.05	±0.05	±0.05	±0.05	±0.05
Repositioning accuracy	mm	±0.03	±0.03	±0.03	±0.03	±0.03
Tube maximum weight	Kg	120	120	300	300	300
Machine layout dimension	mm	13000×5500×3000	15000×5500×3000	13000×5500×3000	15000×5500×3000	17000×5500×3000
Laser generator power	Kw	2 / 3 / 4 / 6				

BE FLEXIBLE WITH WHAT YOU WANT


Loading system



Manual loading
Flexible and convenient, cost-effective choice




Semi-auto loading
Economically adaptable, easy to operate



Auto loading
Batch cutting, realize automated production


Laser cutting head



Bevel cutting




I steel, special-shaped tube cutting




Round tube, square tube, channel steel cutting


Unloading system



2 meters fixed unloading
It is economical and applicable for specific processing range



2 meters floating unloading
Customized to meet high precision cutting




4 meters floating unloading
To meet the wider application demands



Fiber Laser
Welding

YLRW series
Robot Laser Welding unit



HLTW series
3D Five-axis Laser Welding
machine

YLRW Series Robot Laser Welding System

01 Flexible manipulator

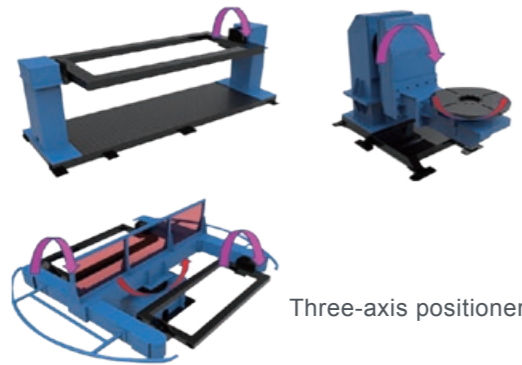
According to user requirements to choose KUKA, ABB, YASKAWA, FANUC or other high-precision manipulator



02 Matched positioner

According to requirements of welding piece to choose single axis, two axis, three axis or multi-axis welding positioner

Single-axis positioner Rotary tilt positioner



Three-axis positioner




03 Customize welding head

According to different material, thickness, welding seam to match self-melting, wire filling, swing, vibration mirror, composite welding head
Customize the welding joint




04 Abundant optional functions

Linear moving shaft, welding seam tracking function, offline programming software, welding protection room and smoke treatment system, easy to deal with complex working condition



Five-axis laser welding machine Specialized in 3D welding of Inflatable cabinet,with the characteristics of wide product adaptability and high efficiency, reliable long-term operation and stable precision, modular design, universal spare parts, lifetime service.



- Machine safety protection complies with CE international safety standards
- The processing size is 4000mm×2000mm, which can be customized
- Installation and disassembly areas are open for easy operation. The welding area is completely closed to ensure the safety of operators
- A remote monitoring camera is installed in the welding processing area to monitor the welding process
- Less cost, easier operation, lower maintenance cost

Five-axis Laser Welding Machine



- The original imported German PRECITEC laser welding head
- High quality optical system and adjustable shielding gas supply to achieve high welding quality, stable process welding



- Adopt laser source from IPG, the leader, innovator and largest supplier of fiber optic lasers, has developed a new advanced fiber optic laser. Widely used in all kinds of plate and non-ferrous metal processing




- Adopts Germany SIEMENS 840Dsl CNC system, equipped with a new generation of network architecture original driver and servo motor, independent CNC control. Equipped with the interface of welding parameters library, the laser welding process parameters can be modified in real time in the interface and more intelligent operation functions



- Using the international advanced single gantry linear robot, can achieve long-distance working
- With advanced 2D rotation module, Can achieve Five axis linkage machining by welding head

Application field




Technical Specification

Items		Unit	Value
Stroke	X/Y/Z axis stroke	mm	4000/2500/2000
	Rotating angle of C axis	°	±210
	Rotating angle of A axis	°	720
Speed	X/Y/Z axis max speed	m/s	2.6/1.8/2.5
	C/A axis maximum rotation speed	°/s	195
	X/Y/Z axis positioning repeat accuracy	mm	±0.02
	C/A axis repeat positioning accuracy	arcmin	1

Automation
System+

FMC Series

Laser cutting cell



AMS Series


Laser cutting flexible system



Laser Cutting Flexible System AMS

Laser Cutting Unit FMC

Yawei laser cutting automation system can be served as the unit of smart factory. Can be linked to the central control ERP/MES system to realize the real-time communication and data sharing, and processing under product plans without man



- Automatically complete the loading, cutting and unloading of the plates, realizing the batch continuous processing of the plates of a single specification, significantly improving the processing efficiency and reducing the comprehensive production cost.

- ① Raw material cart
- ② Automatic LUL device
- ③ Laser cutting machine
- ④ Finished product cart




- On the basis of the above FMC system, a multi-layers material library system can be added, which can be used for batch processing of plates of various varieties and specifications, and can realize communication and data sharing with the production management system.
- The workpiece sorting system can be selected according to the needs.


- ① Multi-shelves storage system
- ② Raw material cart
- ③ Automatic LUL device
- ④ Laser cutting machine
- ⑤ Finished product cart
- ⑥ Sorting system

AMS Series

Laser cutting flexible system



- ① Multi-shelves storage system
- ② Raw material cart
- ③ Automatic loading device
- ④ Automatic unloading device
- ⑤ Laser cutting machine
- ⑥ Finished product cart
- ⑦ Top set for auxiliary parts



The multi-shelves material storage system, laser cutting machines and automatic loading/unloading device. It can improve production efficiency and automation level of the sheet metal factory, and contribute to transformation and upgrading of the manufacturing industry

POWERFUL PROCESSING AND TESTING EQUIPMENT

Core components machining



The core components are all formed by DMG imported from Germany and MAZAK five-axis machining center in Japan. The finished products have high precision and good stability.

Machine bed machining



The bed adopts integral welded horizontal structure, precision machining is carried out after annealing to eliminate the internal stress, which greatly improves the stability of the machine tool, and the structure rigidity is good to meet the requirements of rapid positioning.

Parts processing



More than 300 sets of advanced imported processing equipment, to ensure the precise processing of the parts and components with high precision processing machine.


Precision measure



With more than 30 sets of all kinds of precision testing instruments, the quality management system with the policy of "continuous improvement, striving for perfection, and the pursuit of customer's satisfaction" makes the quality management work of the company perfect day by day in all aspects.




HIGH QUALITY COMPONENTS




Basement

- Steel welded basement adopts annealing to relieve stress, reduces deformation and ensures good rigidity and stability
- The basement is processed by imported large-scale CNC equipment to achieve the precision beyond design standard
- Enhanced design for anti-heat design, easily capable of high power cutting



Beam

- The high rigidity and lightweight beam has better bending and torsion resistance, and natural frequency is increased by more than 15%
- The lightweight design is optimized by FEA to ensure higher rigidity
- High speed dynamic characteristics, fast acceleration.



Transmission Parts

- International first-class brand from Germany/Japan
- High strength, low noise, long lifetime
- High positioning accuracy and perfect synchronization performance



Cutting Head

- Germany brand, with good stability, safety and high efficiency
- Guaranteeing the best cutting performance at the ideal cutting speed
- Lasermatic distance sensor with high efficiency and precision




Fiber Laser Generator

- Constant BPP over full power range, excellent light beam quality, and small laser facula
- Over 40% wall-plug efficiency, continuous processing for high reflective materials
- Modular 'plug & play' design, compact and firm structure, and convenient installation



CNC System and Drive

- The CNC system adopts SIMENS 840DSL, driven by the new generation network architecture
- Realize functions like factory networking, machine information monitoring, remote diagnosis and so on
- Secondary development of advanced laser function by Yawei, all in readiness



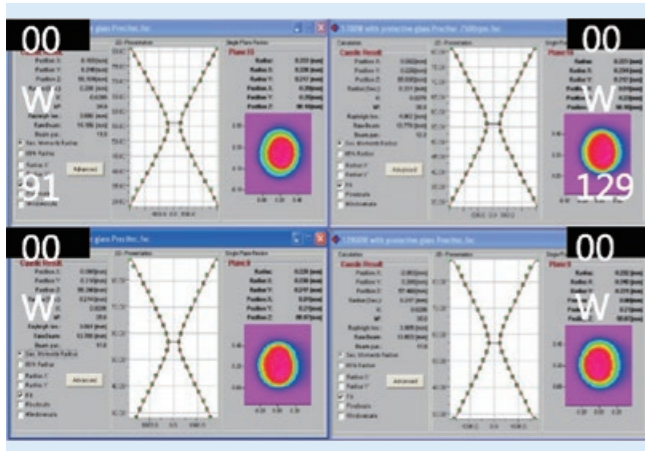
Cutting Head Collision Protection

- YAWEI patent technology can provide full protection for cutting head
- Cutting head falls off automatically when accidentally collide with the tilted workpieces
- Cutting head can recover to the cutting state rapidly, and minimize the impact

参数名称	小功率	中功率	大功率	特大功率	特特大功率
最大行程 (mm)	2000	2000	2000	2000	2000
最大切割速度 (m)	130	130	130	200	25
气体流量 (Nm³/h)	0.80	0.80	0.80	0.80	1.20
出气压力 (MPa)	0.6	0.6	0.6	0.6	0.6
喷嘴直径 (mm)	1.0	1.0	0.7	1.0	10.0
切割功率 (kW)	6000	6000	6000	2000	1200
切割速度 (mm/min)	1300	2000	2000	1500	3000
切割方式	双弧	双弧	双弧	双弧	双弧
切割厚度 (mm)	2000	1000	1000	2000	
切割精度 (mm)	0.05	0.05	0.05	0.05	
厚度 (mm)	200	200	200	200	
厚度公差 (mm)	1.00	1.00	1.00	1.00	
厚度公差 (mm)	0.05	0.05	0.05	0.05	

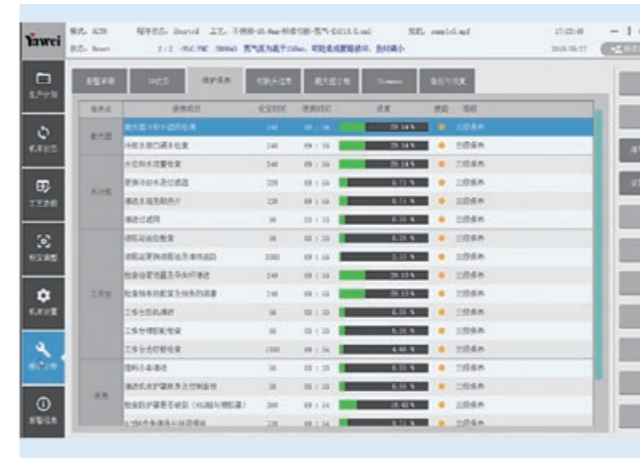
Cutting craft of High Power

- The creative "thunder piercing" process for moderate and thick sheet with superfast speed, good piercing quality greatly rise up the processing efficiency
- Efficient cutting with low gas pressure, automatic power optimization, reduce the running cost greatly
- Shinning kerf by full power cutting, new cutting process for aluminum alloy without scrapes, greatly improve the kerf quality



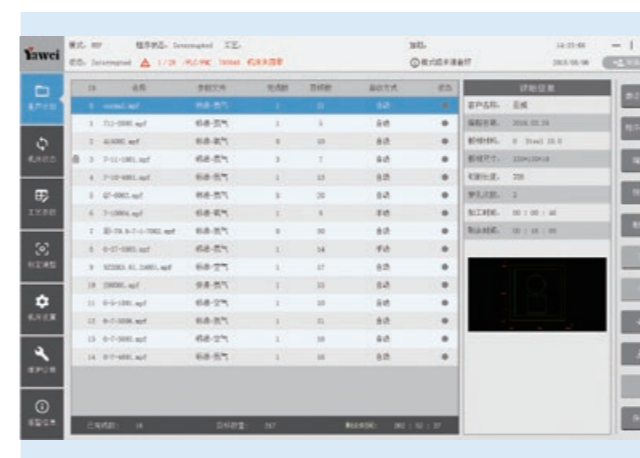
Focus real-time compensation functionPower

- Capture the focus position in real time and calculate the offset automatically
- Focus automatic compensation, improve the cutting stability of thick plate
- Original imported numerical control system, all-round escort



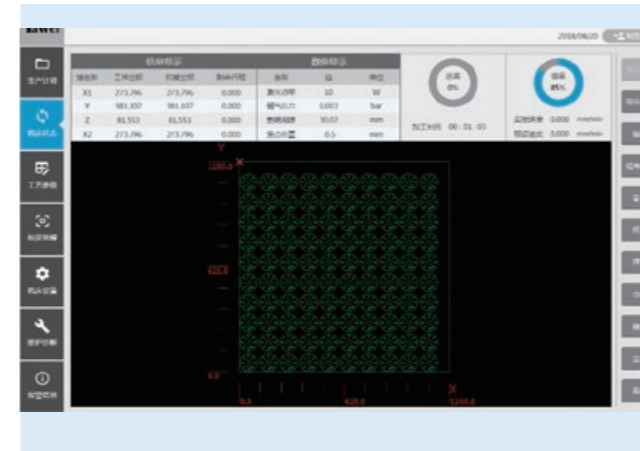
Intelligent maintenance reminder

- Turn on and off intelligent maintenance prompt function
- Check the use time schedule to understand the maintenance of machine tools
- Convenient user machine tool maintenance to extend the service life of machine tools
- According to different maintenance items, different maintenance levels are set to facilitate customer maintenance of equipment



Production Plan List

- New plan list function, easily lead in and adjust the production plans
- Information, like quantity and time of production and so on, is clearly shown on the interface
- Operator can setup start mode of different workpieces autonomously



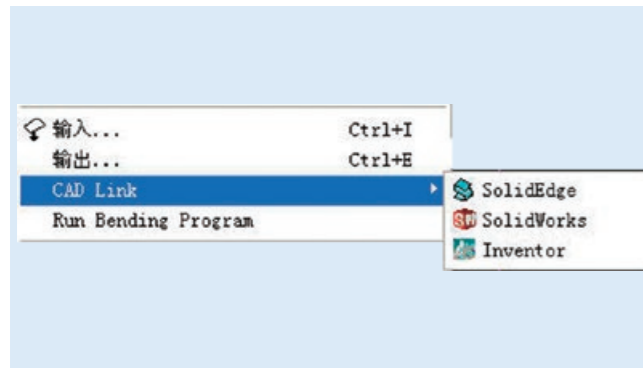
Digital HMI control platform

- New production planning function, seamless connection with factory MES
- Flexible entry, arbitrary choice of cutting profile
- Slow starting function, improve common edge and corner cutting quality, and improve stability

PROGRAMMING SOFTWARE

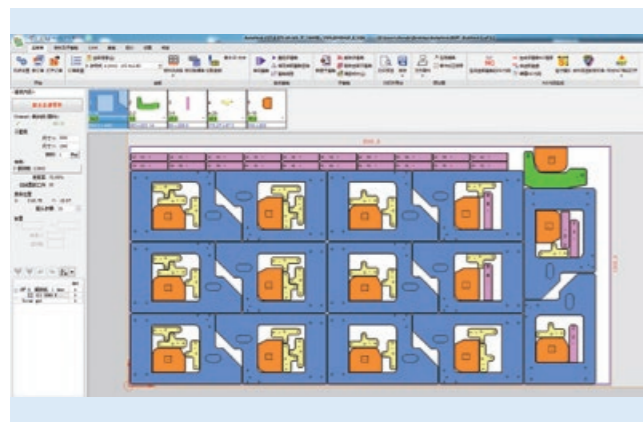
WIDE APPLICATIONS

Customized CNCKAD programming software by Yawei for laser cutting machine, The practical graphic functions which is easy to be acquired, strong and flexible backup process. With the help of an automatic nesting module and a display of cutting simulation, you will do your cutting jobs efficiently



3D Design Unfold (Option)

- From 3D plotting software, such as Solid Edge, CNCKAD can read the 3D data automatically, and save the data in 2D graphics for further processing
- One-key real-time 3D files lead-in function has been realized really



Automatic Nesting

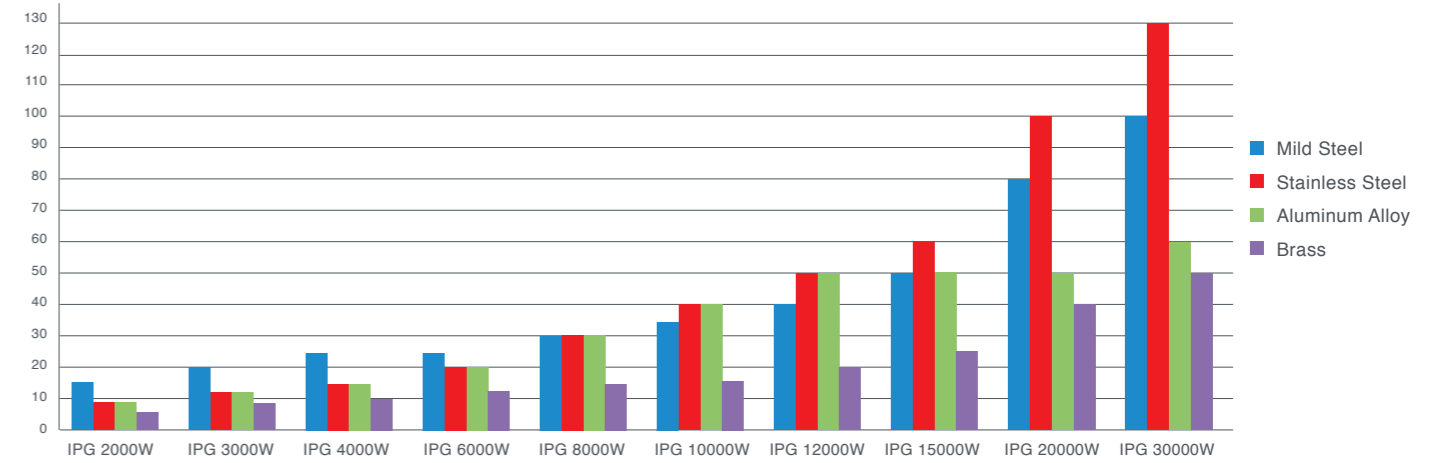
- With autonest module of CNCKAD, can realize autonest function for different batch production. This function helps to optimize the layout, save material, and improve efficiency
- The workpieces with different material can be nested on the related sheet automatically

程序名称	程序日期	程序版本	程序作者	程序用途
1-1.4 DPF	2018.08.11	1.0	Yawei	激光切割
2-2 DPF	2018.08.11	1.0	Yawei	激光切割
3-3 DPF	2018.08.11	1.0	Yawei	激光切割

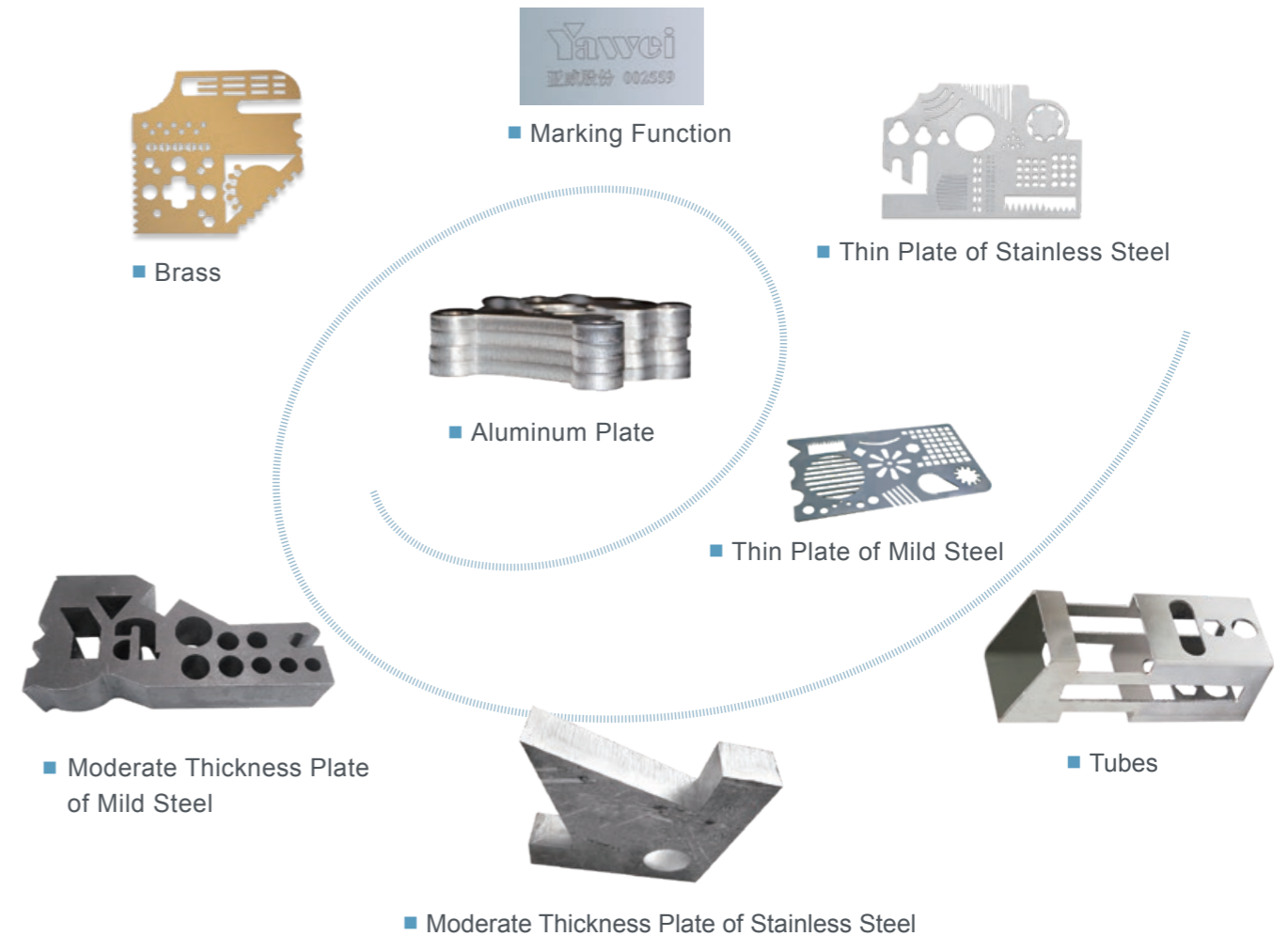
Process Report Documentation

- The report generated by CNCKAD, includes the material, thickness, part quantity, part weight, cutting length, idle running time, and processing time
- Operators can receive all detailed information related to the processing programme from the report, thus the communication between the programme and operators can be realized by document management

Process capability



- The process capacity chart shows the testing data under specific conditions
- Even if for the same material, the cutting quality may differ due to different chemical composition contents, and processing shapes, etc



INTELLIGENT FUTURE

FIRST-CLASS SERVICE

Sheet metal industry MES production management system, is a set of information management system for the workshop management of manufacturing enterprises, to achieve efficient flow of production orders, transparent tracking, efficient use of equipment and plate, to provide one-stop digital manufacturing solutions for the sheet metal industry.



Real-time monitoring of equipment production and processing

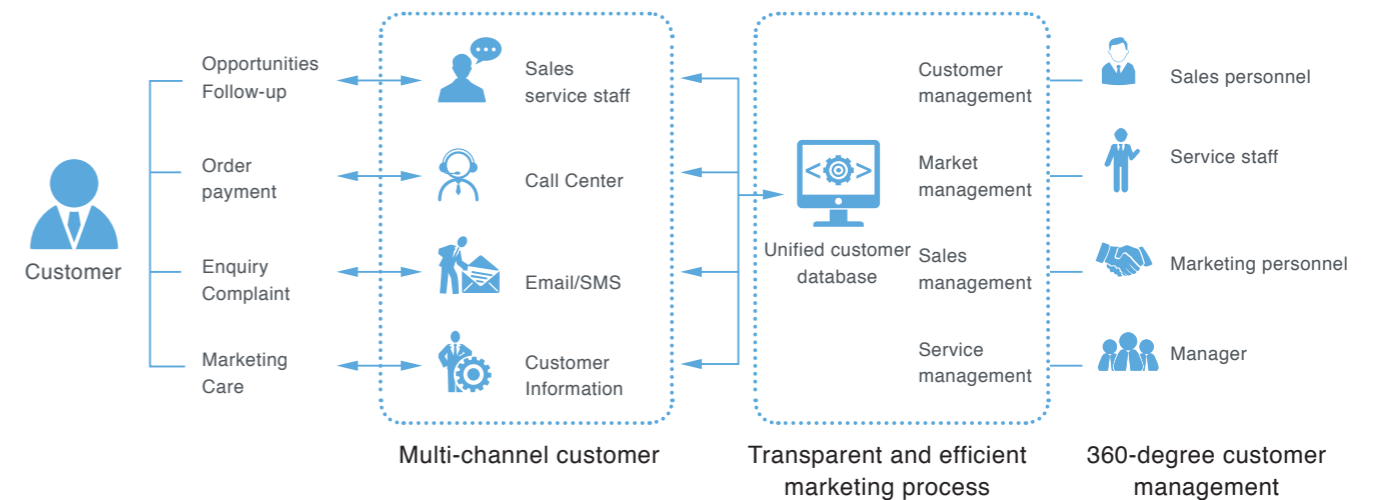
- Mobile APP can start code scanning with one click, report work, quality inspection, report abnormality, etc
- Inquiry of order progress, production statistics, equipment performance report and energy consumption management by mobile phone



Mobile APP, Scan code, Order progress, production statistics, Online service

Perfect sales network and service system

The company has more than 60 sales and service offices in China and sales agents in more than 50 foreign countries



To serve more than 30,000 customers, the company has set up a sound customer service guarantee system, providing a variety of product solutions and rapid technical services to ensure a good experience.

JIANGSU YAWEI MACHINE TOOL CO., LTD.

INTERNATIONAL

XIANCHENG INDUSTRIAL ZONE, HUANGHAI SOUTH ROAD

JIANGDU DIST. 225200 YANGZHOU, JIANGSU, CHINA

Sales hot line: +86-514-86880517 +86-514-86880518

Service phone: +86-514-86880517 +86-514-86880538

Part sales phone: +86-514-86519148

FAX: +86-514-86880521 +86-514-86882218

HTTP: www.yawei.cc

Email: sales2@yawei.cc



The above two marks both are commercial brand of Jiangsu Yawei Machine Tool Co., Ltd.
The contents are subject to change without prior notice

Service hot line: 400-000-2559



YAWEI WeChat



YAWEI Website